

YWWomenVote 2020

eliminating racism
empowering women
ywca



LRP LAKE RESEARCH PARTNERS
Strategy · Precision · Impact

AMERICANVIEWPOINT

Supermajority
national partnership for women & families

BETTER LIFE LAB

VOTE RUN LEAD



ELIMINATING RACISM. EMPOWERING WOMEN.



At YWCA we demand a world of equity and human decency. We envision a world of opportunity. We commit ourselves to the work of justice. Every day, we get up and do the work.

In communities big and small, YWCAs turn on the lights and open the doors to answer the cry for justice. We offer housing to women seeking safer lives. We take care of children, so their families can build their futures. We dismantle systemic racism, because the future deserves all of us. Our communities demand justice in a thousand different ways. We get up and do the work.

We are fearless movers. We are innovative shakers. We move justice out of our doors and into the power structures that determine the future.

At YWCA, we are eliminating racism and empowering women. We will get up and do the work until injustice is rooted out, until institutions are transformed, until the world sees women, girls, and people of color the way we do:

Equal. Powerful. Unstoppable.

INTRODUCTION

The stage is set for women to be a driving force in 2020.

The nation will commemorate the 100th anniversary of the 19th Amendment, which gave some women the right to vote, and the 55th anniversary of the Voting Rights Act of 1965, which later expanded critical voting rights and protections for people of color.

Women have responded with consistently high levels of voting participation. As we head into 2020, women — particularly women of color — are primed to continue their unprecedented roles as candidates and decisive voting constituencies in city, county, state, and national elections all over America.

Against this backdrop, new data from **YWWomenVote2020** — YWCA’s 3rd national survey of women in the United States that explores their economic, health, gender-based violence, workplace equity, and racial justice concerns and priorities—finds:

- 1. Women are highly motivated to raise their voices to advance shared personal and economic security interests in 2020, and overwhelmingly call on policy makers to enact solutions that address their priorities.**
- 2. Despite national political discourse that highlights the country’s divisions, women possess deep alignment and shared interests across age, race, ethnicity, education, and political affiliation.**
- 3. Women expect leaders to take action to protect against sexual harassment, sexual discrimination, and domestic and sexual violence, which remain issues of significant concern.**

YWWomenVote2020 frames clear expectations among women for Congress and the next presidential administration. With 78% of women anticipating that the 2020 election will impact their lives, and 8-in-10 enthusiastic and almost certain to vote, this report provides a roadmap for candidates who want to win in 2020.

TABLE OF CONTENTS	
METHODOLOGY	4
Survey Questions	4
ABOUT THE REPORT	5
FIRST FINDING	6
Election Impact	6
Women’s Legislative Priorities	8
SECOND FINDING	9
Women’s Concerns	10
Women of Color	14
Gen Z & Millennial Women	18
Political Party Identification	21
Urban, Suburban & Rural Women	22
THIRD FINDING	23
Discrimination	24
Women of Color	25
Gen Z	26
Sexual Harassment and Domestic Violence	27
Concerns Related to Sexual Harassment	28
Gender-Based Violence Legislative Priorities	29
YWCA NATIONAL CIVIC ENGAGEMENT INITIATIVE	30

METHODOLOGY

The base sample was weighted slightly by region, age, race, party ID, and education to reflect the composition of the actual population nationwide; the Black oversample was weighted by region, age, and education; the Latina oversample was weighted by region; the Asian/Pacific Islander and American Indian/Alaska Native oversamples were weighted by region, age, and party ID; the Gen Z oversample was weighted by region, party ID, education, and race; the Millennial oversample was weighted by age, party ID, and education; and no weights were applied to the white non-college rural oversample. The oversamples were weighted down into the base to reflect their actual proportion of the population of adult women nationwide. The margin of error for the total sample is +/-3.1% and +/-9.8% for the oversamples.

Survey Questions

Election Impact: What impact do you think the results of the 2020 election will have on you and your family: a big impact, somewhat of an impact, a little impact, or no impact at all?

Experiences of Discrimination: Please tell me if you have experienced prejudice or discrimination based on each of the following:

- Because you are a woman
- Your race or ethnicity
- Your age
- Your religion
- Because you are pregnant
- Your gender identity or expression
- Your immigration or citizenship status
- Your sexual orientation

Legislative Priorities: How important is it for the next President and Congress to address the following issues, very important, somewhat important, a little important, or not important at all?

Likely to Vote: How likely are you to vote in the election next November for President, Senate, Congress, and other offices — are you almost certain to vote, will you probably vote, are the chances about 50-50, are you probably not going to vote, or are you definitely not going to vote?

Sexual Harassment: Please tell me if you have experienced sexual harassment in the workplace during the last year?

Voter Enthusiasm: Some people feel very enthusiastic to vote in the November 2020 election for United States President and Congress. How about you — using a scale from ZERO to TEN, please tell me how enthusiastic you are to vote in the November 2020 election for President and Congress. TEN means you are VERY enthusiastic to vote and ZERO means you are NOT AT ALL enthusiastic to vote.

Women's Concerns: I am going to read you a list of personal concerns that some people have. Thinking about yourself and your family, please tell me whether you personally are very worried, somewhat worried, a little worried, or not worried at all. (Complete battery at p. 8)

ABOUT THE REPORT

At YWCA, we are doing the work of justice everyday — through our advocacy, our leadership, and our on-the-ground work across America. We have been at the forefront of the most pressing social movements for more than 160 years — from voting rights to civil rights, from affordable housing to pay equity, from violence prevention to health care reform.

YWomensVote2020 presents findings from the third national survey conducted by YWCA USA to assess women's concerns, priorities, and experiences with discrimination (2012, 2018 and 2019). Administered by bipartisan researchers from Lake Research Partners and American Viewpoint, the survey reached **1,000 adult women with oversamples of 100 Black women, 100 Latinas, 100 Asian/Pacific Islander women, 100 American Indian/Alaska Native women, 100 Gen Z women (age 18-22), 100 Millennial women (age 23-38), and 100 white non-college rural women.**

With its comprehensive examination of women's concerns, experiences, and priorities — including an in-depth focus on Black, Latina, Asian/Pacific Islander, American Indian/Alaska Native, Gen Z, Millennial, and white rural women — **YWomensVote2020** validates what we see every day in communities across the country: Women know what they need for their families and our country to succeed. With this report, we give new energy to the diverse voices of women who demand that our nation's leaders listen and take action to meet those needs.

Partners on this year's survey:

- Better Life Lab at New America
- National Partnership for Women & Families
- Supermajority
- VoteRunLead



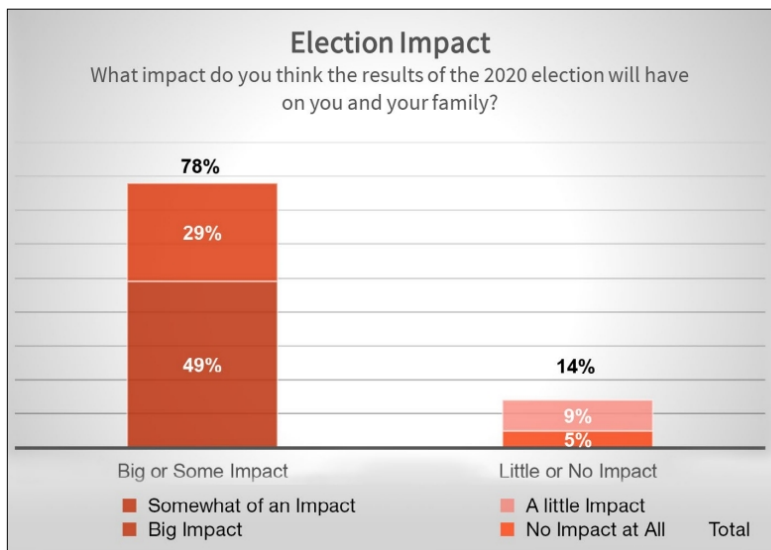
FIRST FINDING



Women are highly motivated to raise their voices to advance shared personal and economic security interests in 2020, and overwhelmingly call on policy makers to enact solutions that address their priorities.

Women are enthusiastic to vote in 2020, and are aligned on priority policy solutions that support their:

- Health and well-being with **comprehensive healthcare coverage** for preexisting conditions and increased access to **mental health services** in schools and communities
- Fair workplaces with anti-harassment and **discrimination protections**
- Economic security with **equal pay laws**
- Families with a national **paid family and medical leave** program and **child care**
- Safety, with renewal of the **Violence Against Women Act** and **responses to gun violence** and mass shootings



More than three-quarters (78%) of women believe the results of the 2020 election will have an impact on themselves and their families.

A year out from the 2020 election, 85% of women are “almost certain” to vote, and 81% are enthusiastic to vote.

ELECTION IMPACT

Women across demographic groups share the belief that the 2020 election will have an impact on their lives.



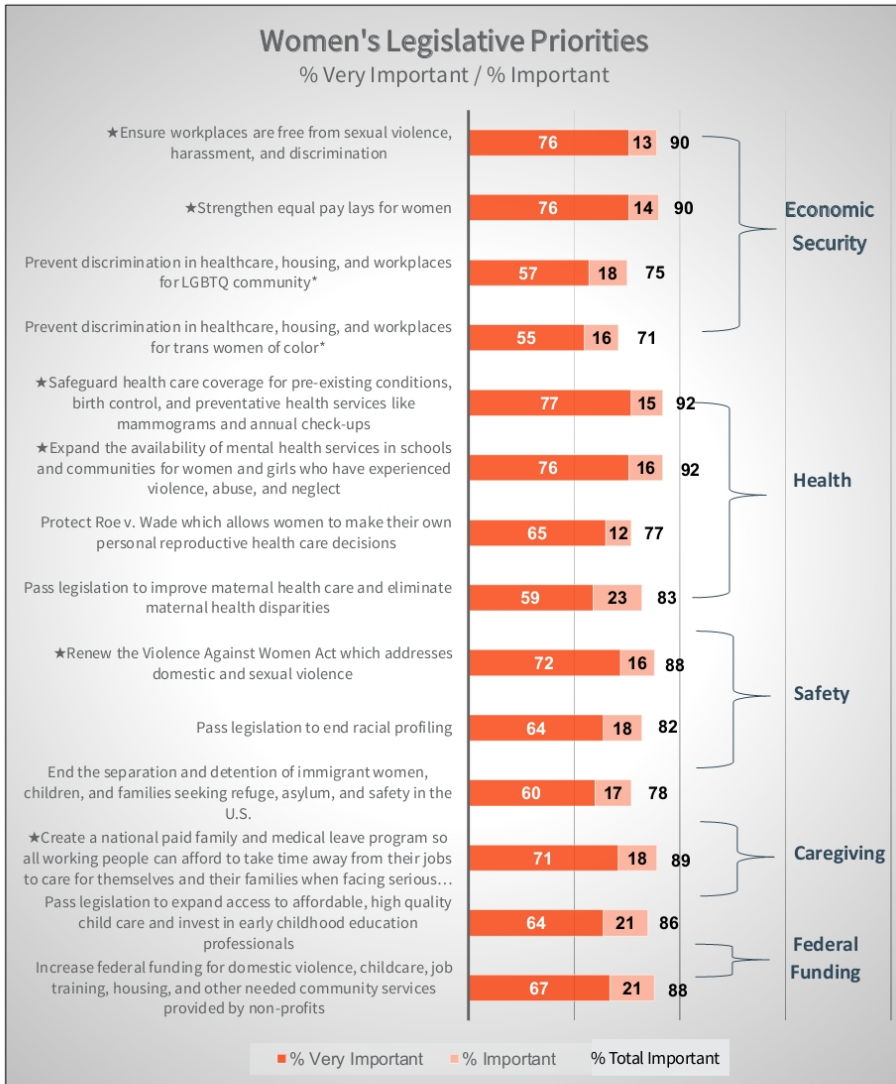
Election Impact by Race / Ethnicity	% Impact	% No Impact	Net (Impact - No Impact)
White	76	16	60
White non-college rural	56	31	25
Black	84	10	74
Latina	81	14	68
American Indian/Alaska Native	75	13	62
Asian/Pacific Islander	87	10	77
Election Impact by Age	% Impact	% No Impact	Net (Impact - No Impact)
Gen Z	77	14	63
Millennial	84	10	74
Under 30	82	13	69
30-39	84	9	75
40-49	78	14	64
50-64	80	12	68
65+	70	23	47
Election Impact by Political Affiliation and Education	% Impact	% No Impact	Net (Impact - No Impact)
Democrats	86	10	75
Independents	67	19	48
Republicans	75	17	58
College	83	13	70
Non-College	76	15	61

LEGISLATIVE PRIORITIES



Women across age, race, ethnicity, education, and political affiliation agree that Congress and the next President should address key priorities.

- Agreement is so high for the top tier ★ of priorities that they operate like core values.
- At least 55% of women overall find each legislative solution tested to be very important, and intensity of support is very high among women of color.



*Split Sampled

SECOND FINDING



Despite national political discourse that highlights the country’s divisions, women possess deep alignment and shared interests across demographic groups.

Women, across race, ethnicity, and other demographic groups, share concerns around:

- Keeping themselves and their families safe from mass shootings and gun violence
- Having affordable and secure health insurance, or a medical expense that they cannot afford
- Caring for family members as they age and having paid leave from work to care for themselves or a family member who is seriously ill
- Having sufficient family income to meet their family’s expenses and pay bills

- Climate change, which is impacting the security of their families and communities

Notably, **women of color** are intensely concerned about key issues facing women overall, and express very high levels of support for legislative priorities. **Gen Z women (age 18-22)** register higher levels of concern for their personal and economic security than older generations, and have substantially unique concerns that distinguish them from older women. Alignment among women across **political party affiliation** and community setting (**urban, suburban, rural**) defies conventional wisdom.

YWomensVote 2020’s rich data reveals deep alignment, shared interests, and clear legislative priorities.



WOMEN'S CONCERNS

YWCA's survey results paint a picture of women in the U.S. grappling with challenges and concerns across multiple domains of their lives.



Index of Concerns	
Economic Security Concerns	Being able to afford your rent or mortgage + That your total family income will not be enough to meet your family's expenses and pay your bills+ Paying for college or repaying student loans + Getting job training for better paying opportunities Getting or keeping a good paying job with benefits + Getting a good paying job ^ Experiencing discrimination at work because you are pregnant
Health Concerns	Having affordable and secure health insurance for your family★ Having a medical expense for you or your family that you cannot afford★ Access to mental health services ^ Access to affordable mental health services ^ Access to the full range of reproductive health care , including contraception and abortion care^ Being able to access counseling or other services you need after experiencing sexual or domestic violence Keeping your family safe from opioid and other substance addictions +
Safety Concerns	Climate change impacting your community and the security of your family+ Keeping you and your family safe from police violence ^ Your friends or family members being detained or deported Keeping you and your family safe from mass shootings ★ Keeping you and your family safe from gun violence ★ Being sexually harassed on the job Experiencing sexual assault or domestic violence Being believed when reporting sexual harassment, sexual assault, or domestic violence+ The consequences of white nationalism and hate on your children, family or community+
Caregiving Concerns	Having affordable and dependable child care Having paid leave from work to care for a new child Having paid leave from work to care for yourself or a family member who is seriously ill + Being able to care for your spouse, parents or other relatives as they age + Balancing work responsibilities with your own personal and family needs +

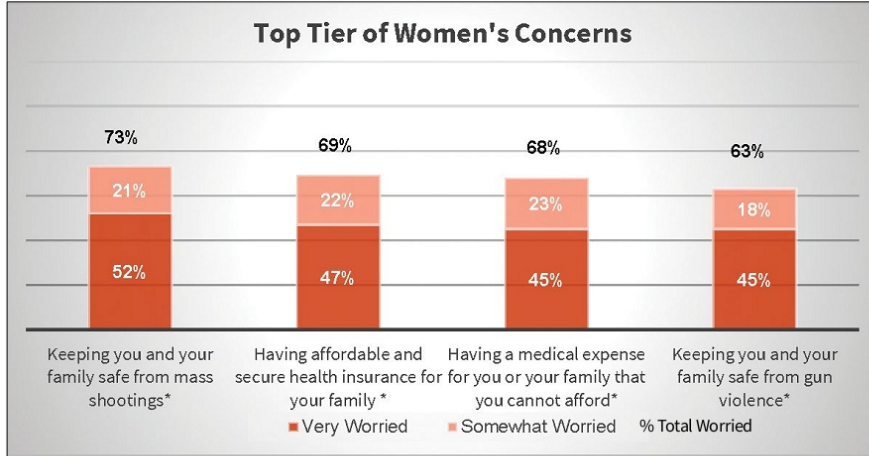
★ Top concerns (45-52% very worried /63-73% worried) + 2nd tier concerns (28-38% very worried /47-62% worried)
 ^ 3rd tier concern (24-27% very worried /41-46% worried) All other: up to 1-in-4 very worried/at least 1-in-5 worried

WOMEN'S CONCERNS



In a top tier of women's concerns, health care and safety issues dominate.

More than 6-in-10 women are worried about safety from mass shootings (73%) and gun violence (63%), having affordable and secure health insurance (69%), and medical expenses (68%). Almost half of women are intensely worried.



*Split Sampled

These health and gun safety concerns are shared across multiple demographic groups.

For example:

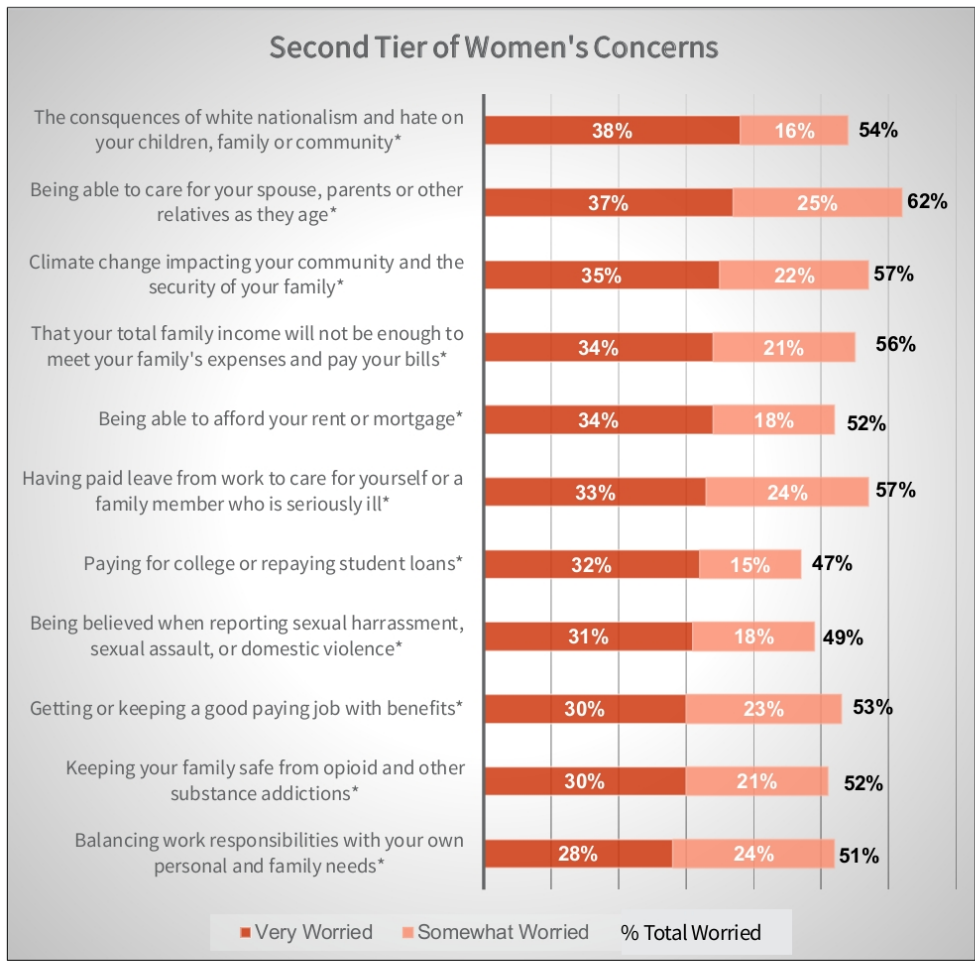
- Almost 7-in-10 Black women (70% very worried), Latinas (68%), Asian/Pacific Islander women (68%), and Gen Z women (70%) are extremely worried about mass shootings, while almost 6-in-10 Black women (60%), Latinas (58%), and Asian/Pacific Islander women (61%) are intensely concerned about gun violence.
- 6-in-10 Latinas are very worried about having affordable and secure health insurance, and having a medical expense you or your family cannot afford is the top concern of American Indian / Alaska Native women (54% very worried/74% worried).
- Republican women are also particularly worried about affordable and secure health insurance (34% very worried/60% worried) and having medical expenses they cannot afford (32% very worried/51% worried).
- Rural white women are most intensely concerned about mass shootings (51% very worried/69% worried), affordable and secure health insurance (46% very worried/55% worried), and keeping their families safe from opioid and other substance addictions (41% very worried/62% worried).

WOMEN'S CONCERNS



In a second tier of concerns, almost half or more of women are worried about:

- **Safety concerns:** The impacts of white nationalism and climate change, opioid and other substance addictions, and being believed when reporting sexual harassment, sexual assault, or domestic violence
- **Economic concerns:** Family expenses and bills, affordable housing, getting or keeping a good paying job with benefits, and college costs and student loans
- **Caregiving concerns:** Being able to care for family members as they age, having access to paid leave from work to care for themselves or family members when sick, and balancing work responsibilities

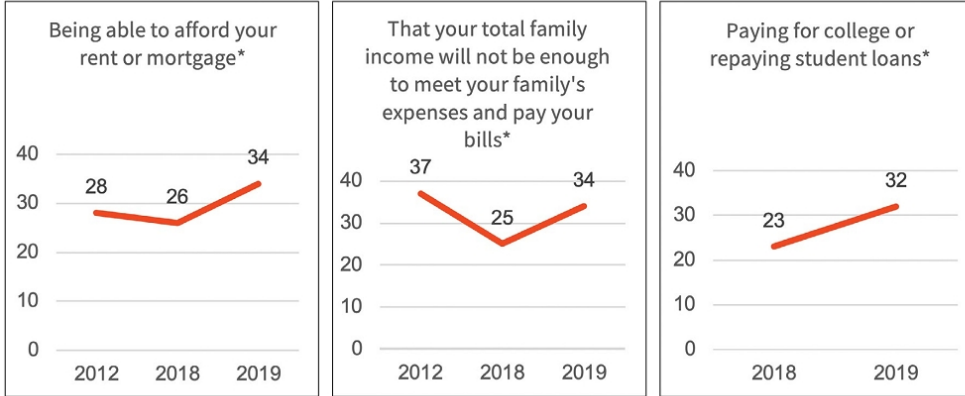


*Split Sampled

WOMEN'S CONCERNS

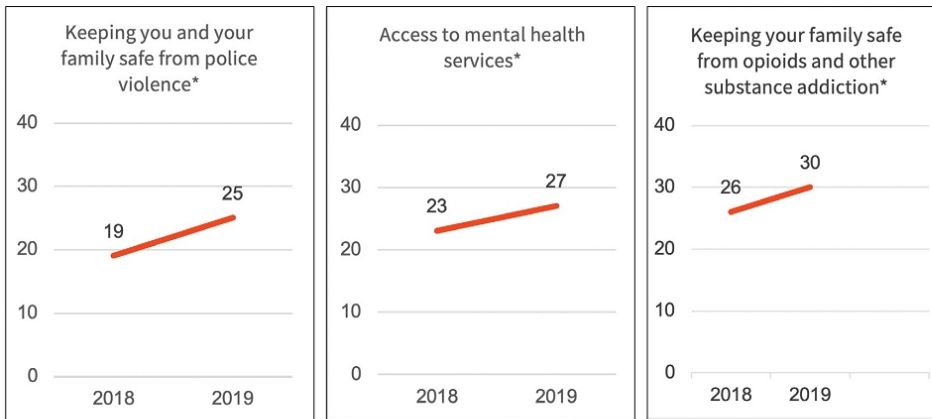


Women's concerns about the ability to afford rent or a mortgage (+8) and to pay family expenses and bills (+9) have increased over the last year, as has intensity of concern among women related to college costs and student loans (+9).



*Split sampled. Percentage of women who report being very worried.

Intensity of concerns related to safety from police violence (+6), access to mental health services (+4), and safety from opioids or other substance addictions (+4) have also increased throughout the past year.



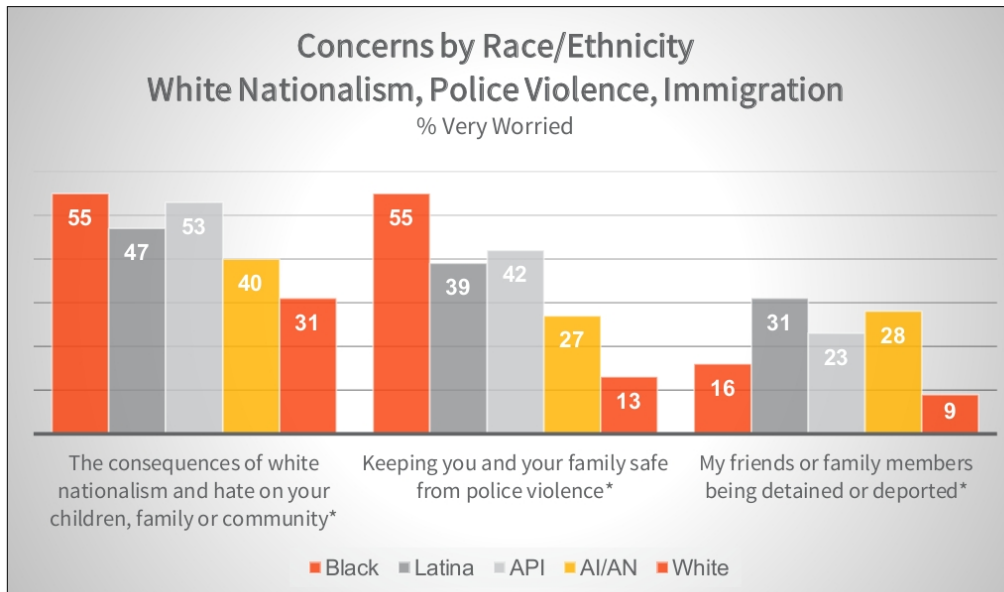
*Split Sampled. Percentage of women who report being very worried.

WOMEN OF COLOR



Women of color are even more intensely concerned about key issues facing women overall.

Women of color are more likely than White women to be very worried about police violence, deportation, and white nationalism.



*Split Sampled

Notably:

- Over the past year, concerns about police violence have increased for Black women (+8, from 47% very worried in 2018 to 55% in 2019)
- Concerns about deportation have increased for Latinas (+6, from 25% very worried in 2018 to 31% in 2019)
- Suburban women include white nationalism among their top tier of concerns (41% very worried)

WOMEN OF COLOR



Black women are extremely worried about keeping themselves and their families safe from mass shootings and gun violence. When compared to women overall, Black women are significantly more likely to be worried about police violence, white nationalism, and affording rent or a mortgage.

Issues Where Black Women are More Likely to be Very Worried	Black Women	All Women	Difference
Keeping you and your family safe from mass shootings*	70	52	18
Keeping you and your family safe from gun violence*	60	45	15
Having affordable and secure health insurance for your family*	56	47	9
Having a medical expense for you or your family that you cannot afford*	56	45	11
The consequences of white nationalism and hate on your children, family or community*	55	38	17
Keeping you and your family safe from police violence*	55	25	30
Being able to afford your rent or mortgage*	52	34	18
Being able to care for your spouse, parents or other relatives as they age*	42	37	5
Getting or keeping a good paying job with benefits*	42	30	12

*Split Sampled

Latinas show intense worries about mass shootings and gun violence. 6-in-10 Latinas are also worried about having affordable and secure health insurance for themselves and their families. Latinas are more likely to be worried about every concern tested when compared to women overall, and are especially worried about affording rent or a mortgage, getting or keeping a job with good paying benefits, and having access to paid leave. Being believed when reporting sexual violence is a high concern as well, with almost half of Latinas expressing this concern.

Issues Where Latinas are More Likely to be Very Worried	Latinas	All Women	Difference
Keeping you and your family safe from mass shootings*	68	52	16
Having affordable and secure health insurance for your family*	61	47	14
Keeping you and your family safe from gun violence*	58	45	13
Being able to afford your rent or mortgage*	55	34	21
Having paid leave from work to care for yourself or a family member who is seriously ill*	51	33	18
Getting or keeping a good paying job with benefits*	51	30	21
Being believed when reporting sexual harassment, sexual assault, or domestic violence*	48	31	17
Balancing work responsibilities with your own personal and family needs*	43	28	15
Access to the full range of reproductive health care, including contraception and abortion care*	42	25	17
Keeping you and your family safe from police violence*	39	25	14
Your friends or family members being detained or deported*	31	15	16

*Split Sampled

WOMEN OF COLOR



Safety from mass shootings and gun violence are the most intense worries for **Asian/Pacific Islander** women. They are more likely than women overall to be worried about the ability to take care of a family member as they age and are more concerned about the effect of climate change.

Issues Where Asian/Pacific Islander Women are More Likely to be Very Worried	Asian/Pacific Islander Women	All Women	Difference
Keeping you and your family safe from mass shootings*	68	52	16
Keeping you and your family safe from gun violence*	61	45	16
Having affordable and secure health insurance for your family*	57	47	10
Being able to care for your spouse, parents or other relatives as they age*	56	37	19
Having a medical expense for you or your family that you cannot afford*	54	45	9
The consequences of white nationalism and hate on your children, family or community*	53	38	15
Climate change impacting your community and the security of your family*	53	35	18

*Split sample

The top concerns for **American Indian/Alaska Native** women are having a medical expense they cannot afford, safety from mass shootings and gun violence, and experiencing sexual assault or domestic violence. Notably, American Indian/Alaska Native women are much more likely than women overall to be very worried about experiencing sexual assault or domestic violence. They are also more likely than other women to be concerned about access to affordable mental health services.

Issues Where American Indian/Alaska Native Women are More Likely to be Very Worried	American Indian/Alaska Native Women	All Women	Difference
Having a medical expense for you or your family that you cannot afford*	54	45	9
Keeping you and your family safe from mass shootings*	51	52	-1
Keeping you and your family safe from gun violence*	51	45	6
Experiencing sexual assault or domestic violence*	51	21	30
That your total family income will not be enough to meet your family's expenses and pay your bills*	49	34	15
Access to affordable mental health services*	46	27	19

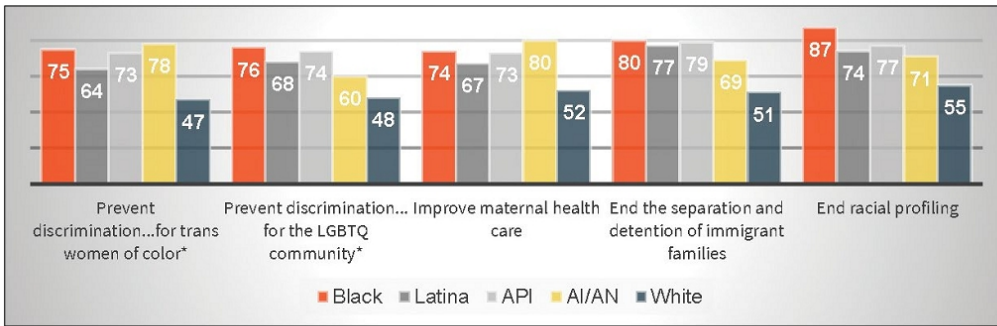
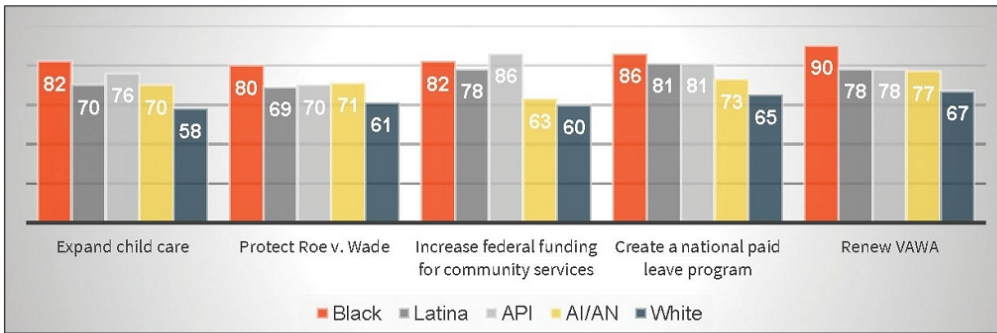
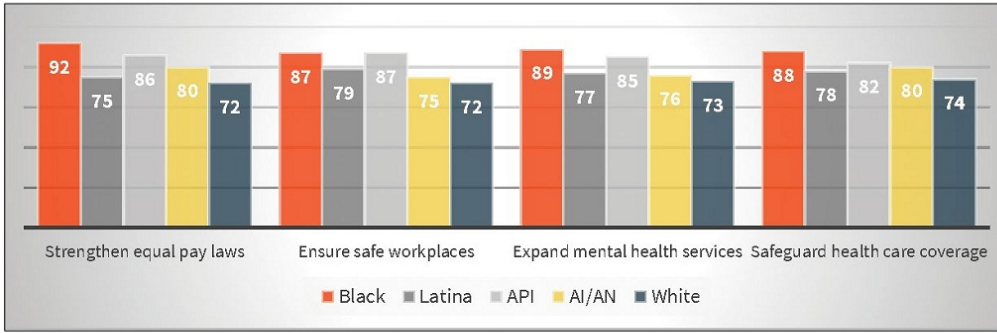
*Split sample

WOMEN OF COLOR

Intensity of support for key legislative priorities is notably high among women of color.



Legislative Priorities by Race/Ethnicity
% Very Important

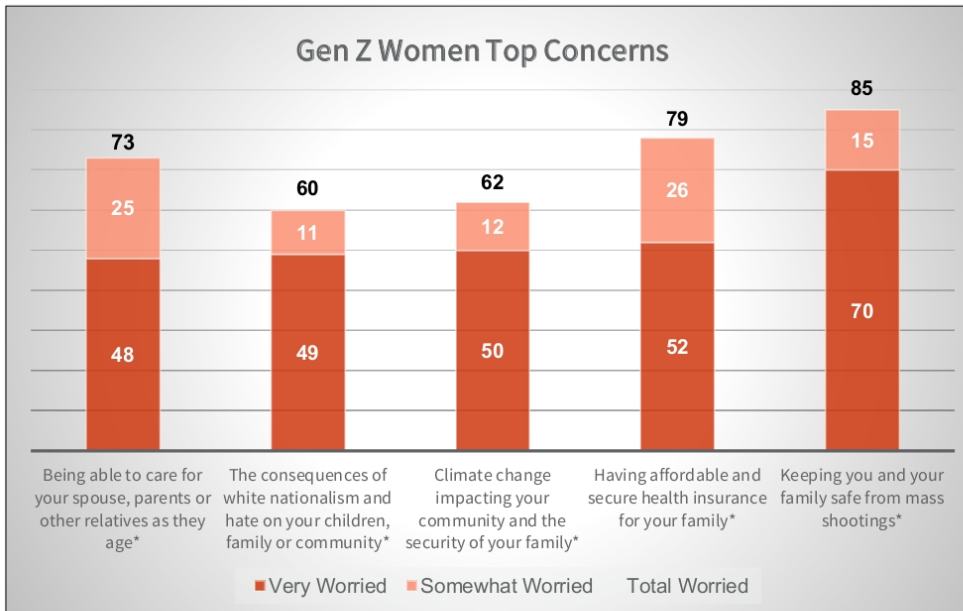


GEN Z & MILLENNIAL WOMEN



While Gen Z women (age 18-22) share some common interests with older generations, they are registering even greater concern for their personal and economic security and in many ways are substantially unique from other age groups.

Gen Z women express more intense concerns about mass shootings (+18 very worried in comparison to women overall), affordable and secure health insurance (+5), climate change (+15), white nationalism (+11), and being able to care for spouse, parents or other relatives as they age (+11).



*Split sample

Gen Z women are more concerned than women overall about paying for college and student loans, getting a good paying job, and concerns around gender-based violence.

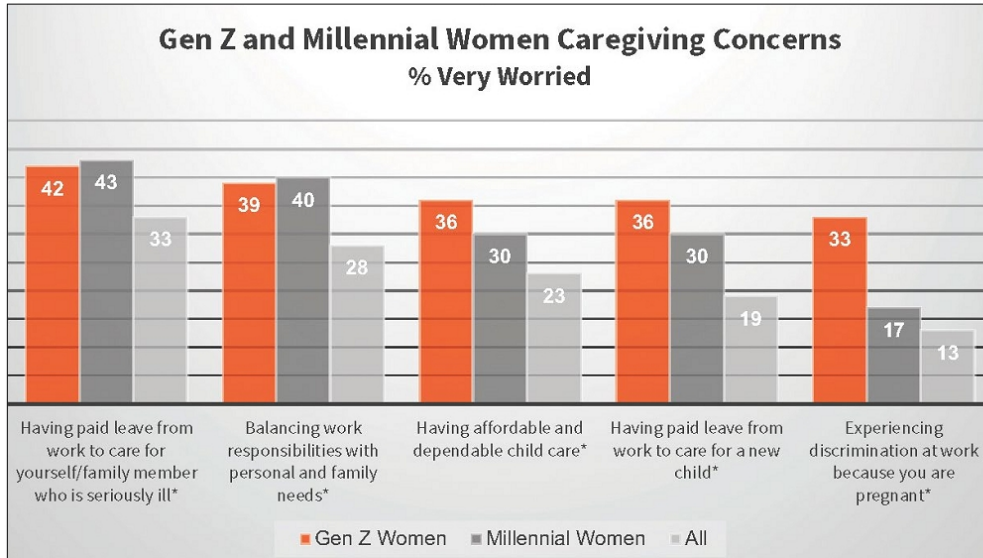
Issues Where Gen Z Women are More Likely to be Very Worried	Gen Z	All Women	Difference
Paying for college or repaying student loans*	65	32	33
Being believed when reporting sexual harassment, sexual assault, or domestic violence*	60	31	29
Getting a good paying job*	50	24	26
Being sexually harassed on the job*	41	17	24
Experiencing sexual assault or domestic violence*	38	21	17
Being able to access counseling or other services you need after experiencing sexual or domestic violence*	28	22	6

*Split sample

GEN Z & MILLENNIAL WOMEN



Gen Z and Millennial women express greater concerns surrounding pregnancy and child care than women overall. Gen Z women are uniquely concerned about experiencing discrimination at work due to pregnancy.



*Split sample

Generational Perspectives on Legislative Priorities:

- Millennial women and older women (age 50-65+) express notably high support for safeguarding health care coverage and expanding mental health services.
- Women 65 and older are the most likely to believe that ensuring a safe work environment is very important.
- Women in their 30s are slightly more likely than women in their 40s to say it is very important to strengthen equal pay laws, renew VAWA, and create a national paid leave program.
- Millennial women are more likely than women overall to believe it is very important to pass legislation to expand access to child care, end racial profiling, end the separation and detention of immigrants, and improve maternal health.
- Younger women express more intense support for passing legislation to end racial profiling, end the separation and detention of immigrants, and improve maternal health.

GEN Z & MILLENNIAL WOMEN



Legislative Priorities by Generation
% Very Important

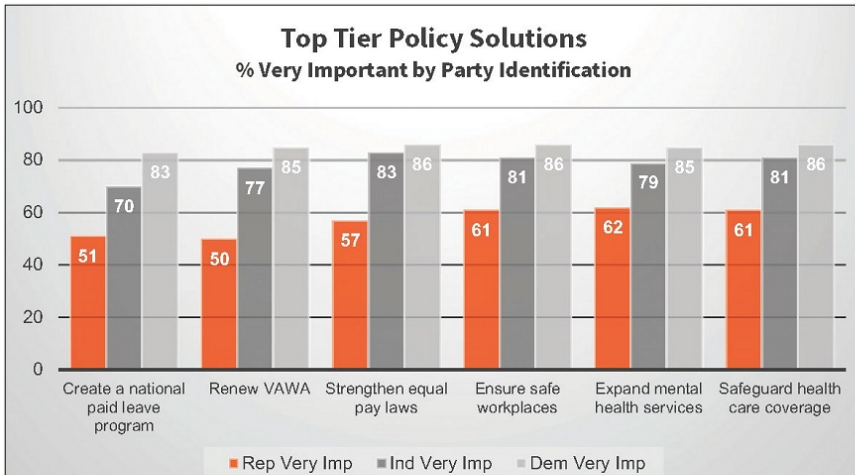


POLITICAL PARTY IDENTIFICATION



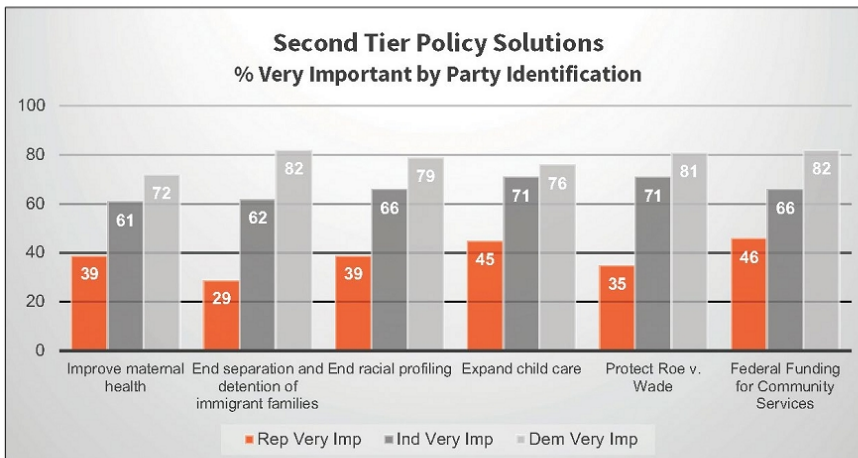
Intensity of support for policy solutions points to shared interests between Republican, Independent and Democratic women that defies conventional wisdom.

Across party lines, women strongly support all top tier legislative priorities. Half or more of Republican women view all top tier solutions as very important, and their overall support (% important) is on par with the levels of more intense support among women who are Democrats and Independents.



*Split sample

There is solid support across party lines for the 2nd tier of policy solutions. Republican women’s overall support (% important) is on par with the levels of more intense support among women who are Democrats and Independents.



*Split sample

URBAN, SUBURBAN & RURAL WOMEN



Alignment among urban, suburban, and rural women defies conventional wisdom.

Urban, suburban, and rural women share clear legislative priorities regarding health care, equal pay, and sexual harassment and domestic and sexual violence.

Most Important Policies by Urbanicity (% Very Important)		
Urban Women	Suburban Women	Rural Women
Safeguard health care coverage (78%)	Expand mental health services (75%)	Safeguard health care coverage (76%)
Expand mental health services (77%)	Ensure workplaces are free from sexual violence, harassment, and discrimination (74%)	Strengthen equal pay laws (74%)
Ensure workplaces are free from sexual violence, harassment, and discrimination (77%)	Strengthen equal pay laws (74%)	Renew VAWA (71%)
Strengthen equal pay laws (77%)	Safeguard health care coverage (72%)	

Suburban women share concerns with urban and rural women regarding mass shootings, and with rural women regarding affordable and secure health insurance. While intensity is slightly lower for suburban women, they have a clear top tier of concerns that also includes gun violence, medical expenses, and white nationalism.

Top Concerns by Urbanicity (% Very Worried)		
Urban Women	Suburban Women	Rural Women
Keeping you and your family safe from mass shootings (54%)	Having affordable and secure health insurance for your family (42%)	Having affordable and secure health insurance for your family (53%)
	Keeping you and your family safe from gun violence (42%)	Keeping you and your family safe from mass shootings (49%)
	Having a medical expense for you or your family that you cannot afford (42%)	
	The consequences of white nationalism and hate on your children, family, or community (41%)	
	Keeping you and your family safe from mass shootings (39%)	

THIRD FINDING



Women expect leaders to take action to protect against sexual harassment, sexual discrimination, and domestic and sexual violence.

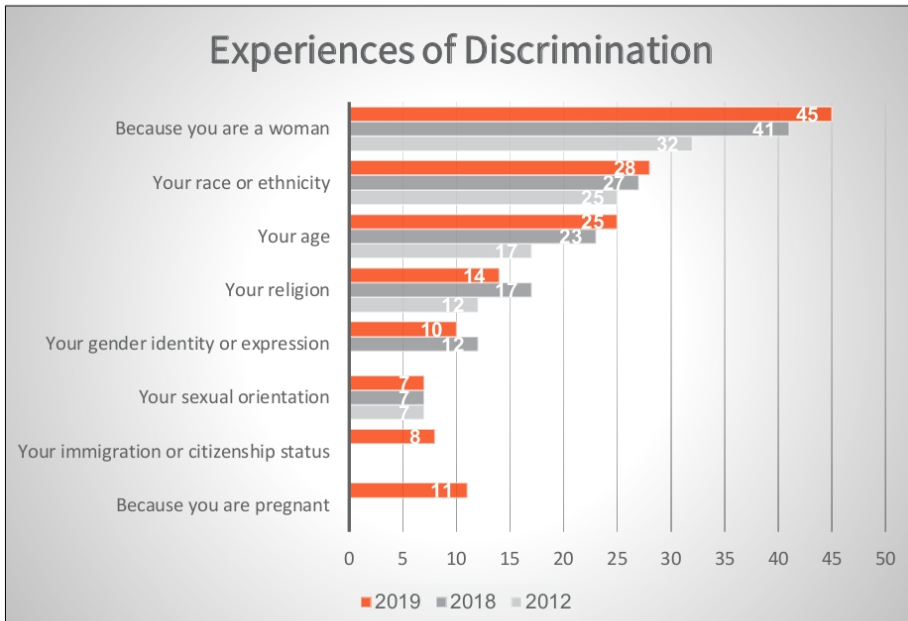
Discrimination and prejudice remain significant experiences for women that drive and inform their concerns and priorities. **Gender discrimination has increased by 13%** since 2012 for women overall, and has increased for specific demographic subgroups. Rates of gender discrimination are higher for most women of color groups than for white women and women overall. Moreover, the prevalence of racial discrimination is even higher than gender discrimination for Black, Latina, and Asian/Pacific Islander women.

Notably, **1-in-10 women experienced sexual harassment** in the workplace over the last year. The prevalence was even higher for women under 30 (22%) and unmarried

women with a partner (21%). Women’s concerns about sexual harassment and domestic and sexual violence remain prevalent.

The **trauma of gender-based violence** — a spectrum of violence that overwhelmingly impacts women and includes intimate partner violence, sexual assault, trafficking, and harassment — can lead to cascading negative impacts on all aspects of women’s lives. This is confirmed by the increased worries on all economic, health, safety, and caregiving concerns reported by women who expressed concerns about sexual or domestic violence, or reported that they were sexually harassed within the last year.

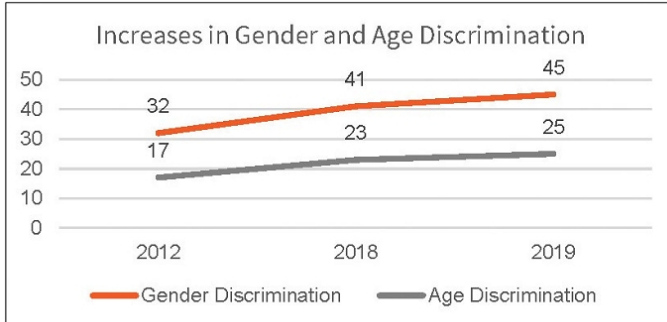
More than 4-in-10 women (45%) have experienced discrimination because they are a woman.



DISCRIMINATION



For women overall, gender discrimination has increased 4% over the last year, and 13% since 2012, while age discrimination has increased 8% since 2012.

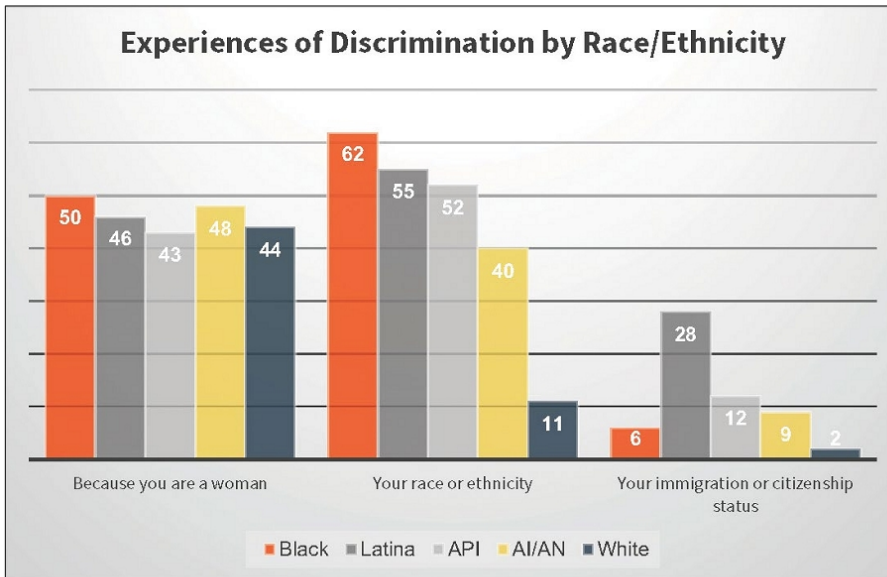


Women of color experience higher rates of discrimination due to gender, race, and ethnicity.

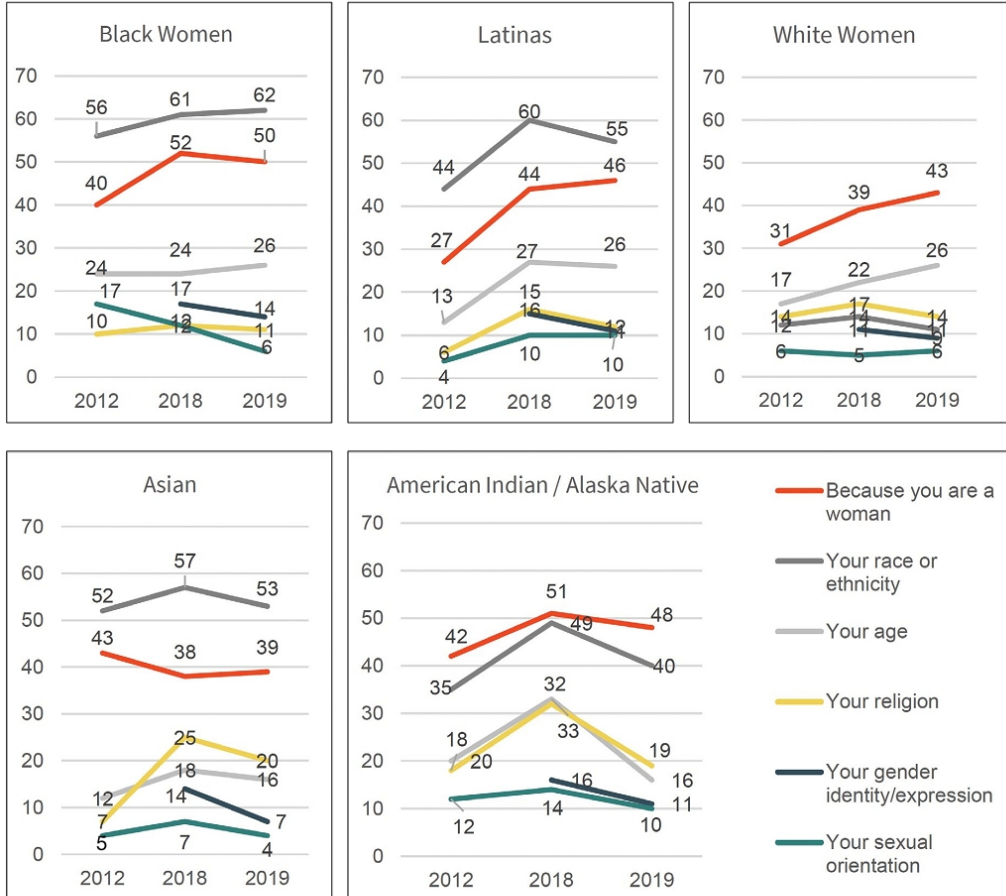
Rates of gender discrimination are even higher for Black women (50%), Latinas (46%), and American Indian/Alaska Native women (48%) than for white women (44%) and women overall (45%).

The prevalence of racial discrimination is higher than gender discrimination for Black women (62%), Latinas (55%), and Asian/Pacific Islander women (53%).

Latinas are more likely to experience prejudice or discrimination because of their immigration or citizenship status.

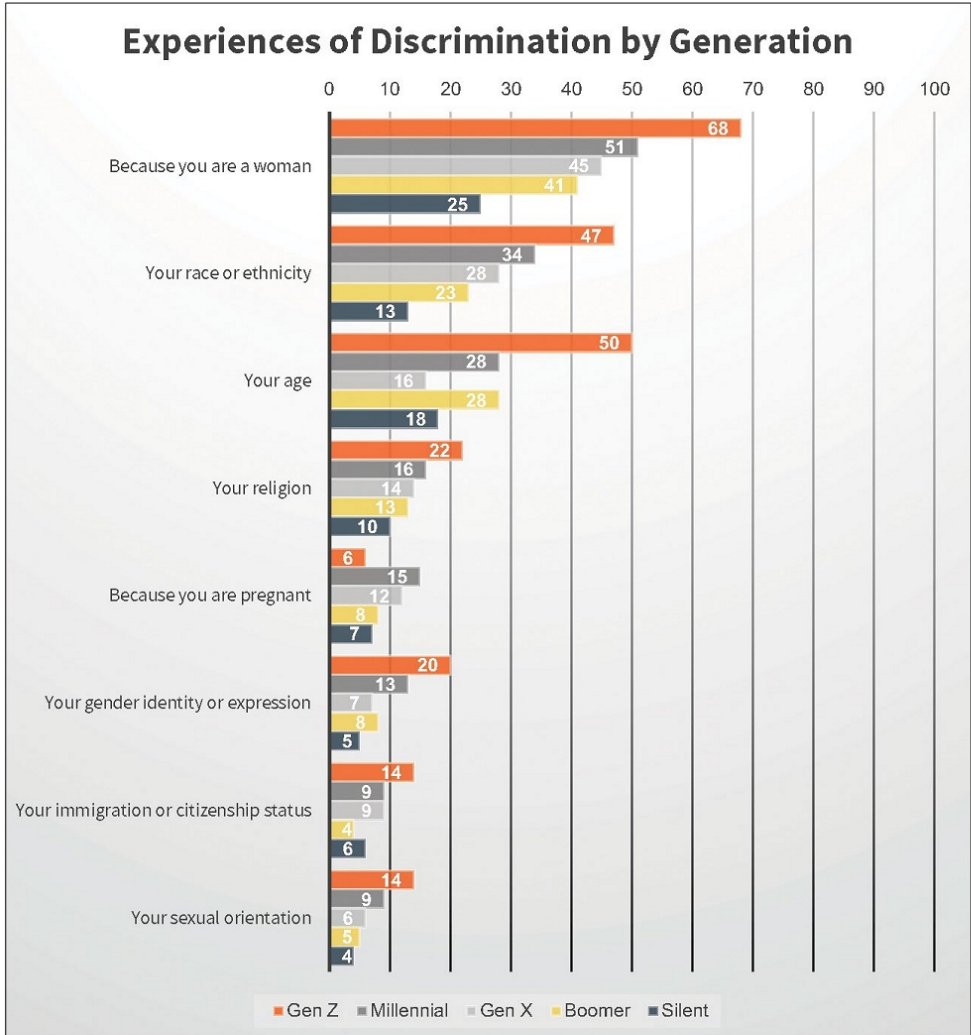


WOMEN OF COLOR



- Gender discrimination has increased for white women, Black women, and Latinas since 2012.
- Experiences of racial discrimination have remained consistently high for Black and Asian women over time, while Latinas have experienced a jump in racial discrimination since 2012.
- There has been a significant decrease in discrimination against American Indian/Alaska Native women based on age and religion since last year, and they are now reporting discrimination around the same levels as they did in 2012.
- Generally, discrimination based on gender identity or expression and sexual orientation has slightly decreased throughout the past year across most racial/ethnic subgroups.

GEN Z



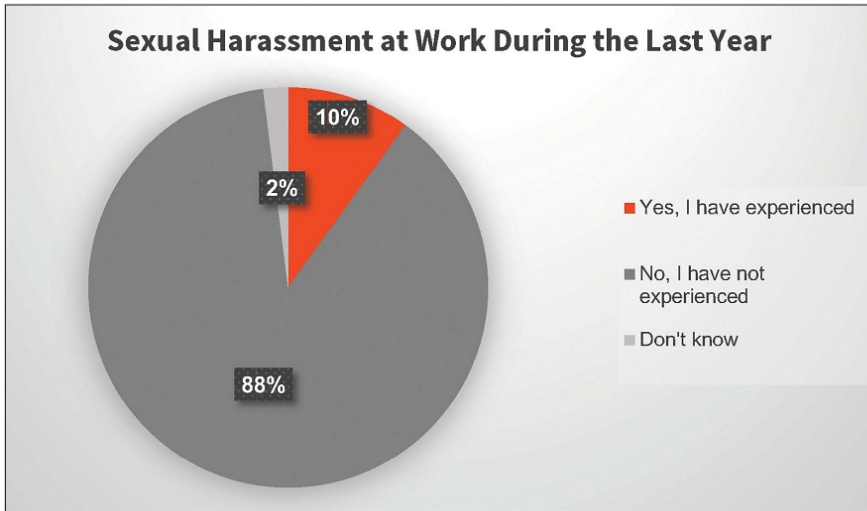
Gen Z women are more likely to report experiencing every type of discrimination in comparison to other age groups, with the exception of discrimination because of pregnancy.

- Half of Gen Z women (50%) say they have experienced age-based discrimination.
- Older Millennial women [age 30-38] (19%) are the most likely to experience pregnancy discrimination.
- Younger women are more likely to report experience with gender discrimination.

SEXUAL HARASSMENT & DOMESTIC VIOLENCE



New data reveal that 1-in-10 women experienced sexual harassment in the workplace over the last year. Prevalence was notably higher for women under 30 (22%) and unmarried women with a partner (21%).



Moreover, women’s concerns about sexual harassment and domestic and sexual violence remain prevalent:



*Split sample

WOMEN'S CONCERNS RELATED TO SEXUAL HARASSMENT

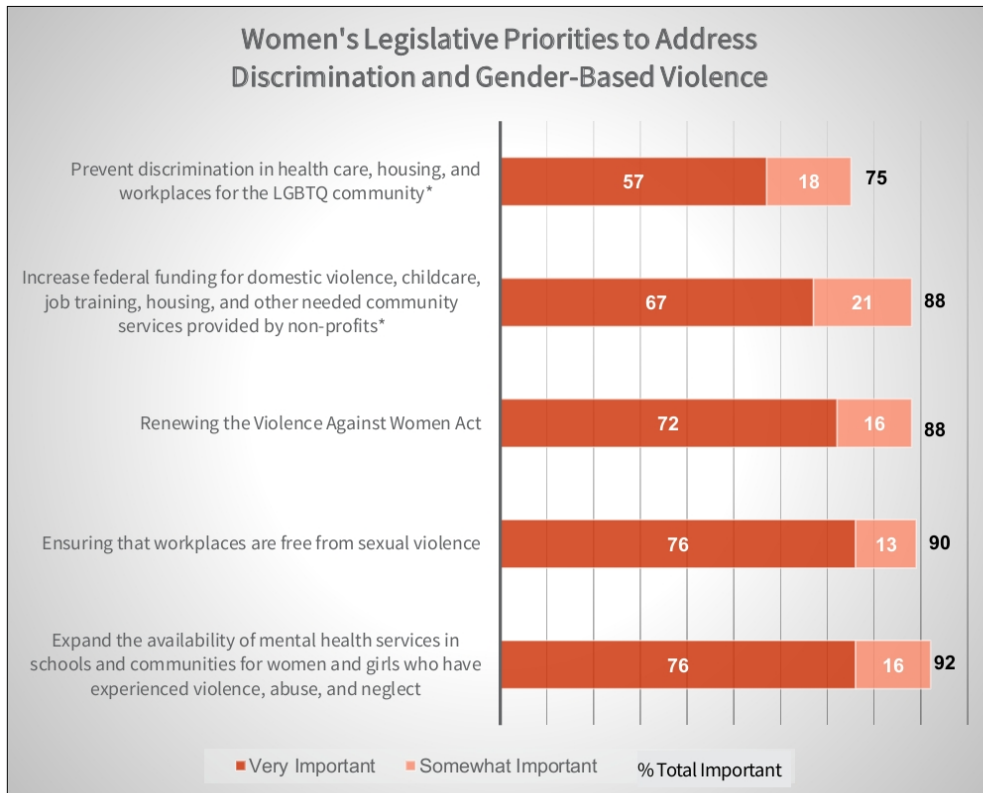


The trauma of gender-based violence can lead to cascading negative impacts on all aspects of women's lives, confirmed by the increased worries on all economic, health, safety, and caregiving concerns reported by women who reported that they were sexually harassed within the last year.

Concerns Related to Experiencing Sexual Harassment % Very Worried		Yes, have experienced sexual harassment in the workplace in the past year	No, have not experienced sexual harassment in the workplace in the past year
Health	Having affordable and secure health insurance for your family*	63	46
	Having a medical expense for you or your family that you cannot afford*	65	43
	Access to mental health services*	50	24
Economic	Getting a good paying job*	44	21
	Getting or keeping a good paying job with benefits*	50	29
	Paying for college or repaying student loans*	54	31
Caregiving	Balancing work responsibilities with your own personal and family needs*	52	26
	Having paid leave from work to care for yourself or a family member who is seriously ill*	58	32
Safety	Being able to access counseling or other services you need after experiencing sexual or domestic violence*	47	18
	Being believed when reporting sexual harassment, sexual assault, or domestic violence*	50	29

LEGISLATIVE PRIORITIES

Women overwhelmingly support legislative action to protect against sexual harassment, discrimination, and domestic and sexual violence.ww



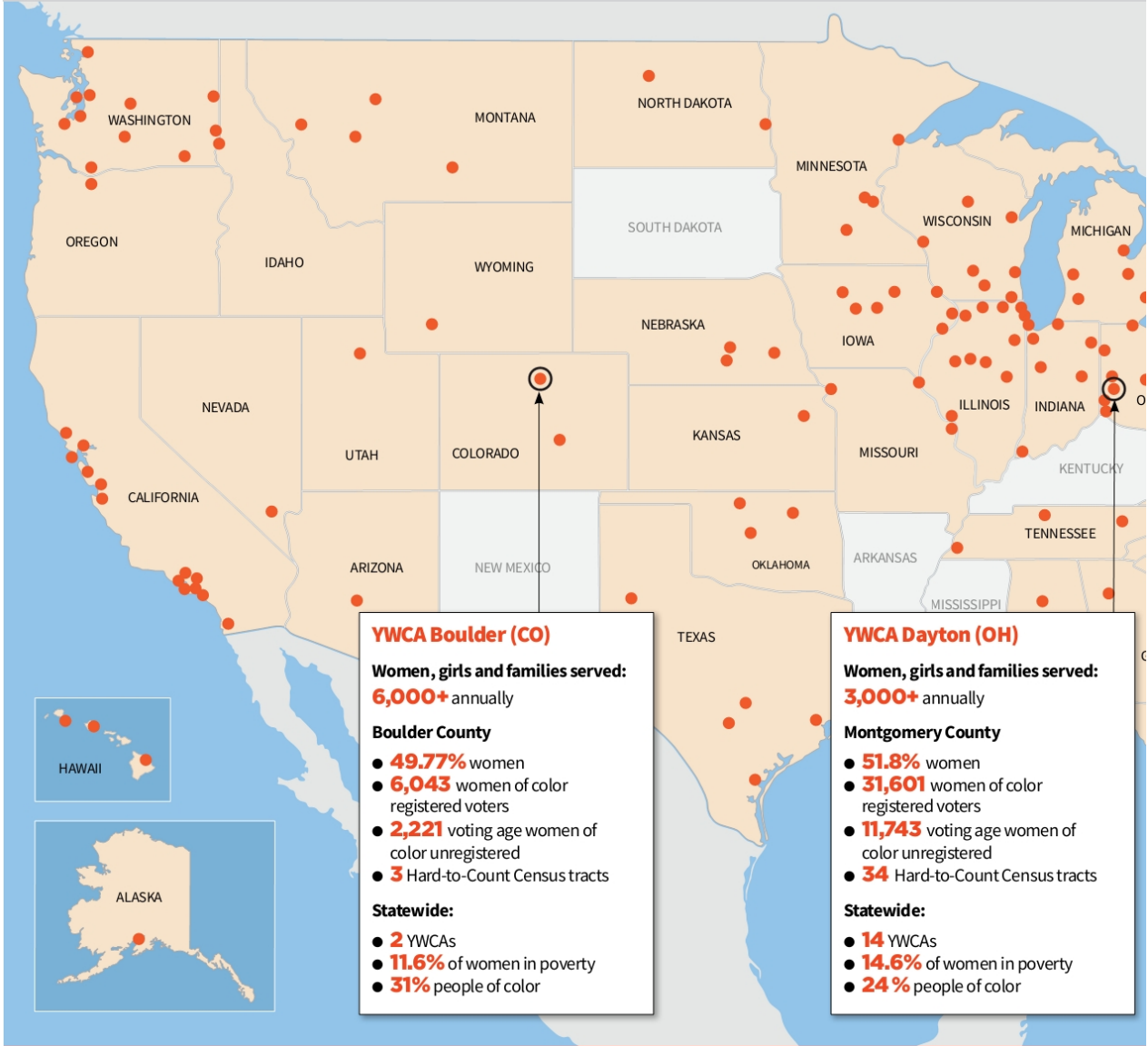
Women who reported experiencing five or more types of discrimination also reported being very worried about more concerns than women who have not experienced different forms of discrimination.

Concerns Related to Discrimination % Worried	Experienced 5 or more types of discrimination	Have not experienced discrimination
Economic concerns	35	12
Health concerns	43	16
Safety concerns	29	10
Caregiving concerns	40	16

YWCA National Footprint of Women's Empowerment

This interactive map showcases the powerful ecosystem of over 200 YWCAs across the country. With evidence-based research that is a are proud to highlight key data points that demonstrate the broad impact of our 160 year history. As we strive to engage and educate s officials, new partners and women from various backgrounds, this is our national effort to create a new paradigm about the important empowerment movement.

YWCA Associations State Profiles Opportunity Zones County Zones



Go to <http://data-map.ywca.org/> to view this interactive tool to

About YWCA and Opportunity Zones

About this project and methodology

aligned with our mission, we
stakeholders, government
ce of data in America's women's

eliminating racism
empowering women
ywca

86 YWCAs are located in Opportunity Zones in 34 states.



YWomensVote 2020

In 2020, YWCA will lead its largest-ever National Civic Engagement Initiative.

Women are powerful advocates on the issues that matter. As leaders in their families and trusted advisors in their communities, women's voices make the difference every day.

Throughout 2020, YWCA will engage 10 million women through:

- Non-partisan voter registration and mobilization
- Connecting women to the Census to ensure all women and their families are counted
- Issue education
- Advocacy
- Women's leadership development

We'll be taking **YWomensVote2020** on the road to hear and lift up the diverse voices of women about the economic security, health, gender-based violence, gun safety, and caregiving issues highlighted in this report.

Look for us in 2020 in New Hampshire, Ohio, Indiana, Georgia, Florida, Arizona, Colorado, Illinois, Texas, Wisconsin, and North Carolina.

Together, we can ensure that women's voices are at the forefront in 2020 — right where they belong!

Learn more at [YWCA.org/YWomensVote](https://www.ywca.org/YWomensVote)

see how YWCA is impacting communities across the country.



eliminating racism
empowering women
ywca



YWCA USA
1020 19th Street NW, Suite 750
Washington, DC 20036

Phone: (202) 467-0801
Fax: (202) 467-0802



@YWCAUSA

ywca.org